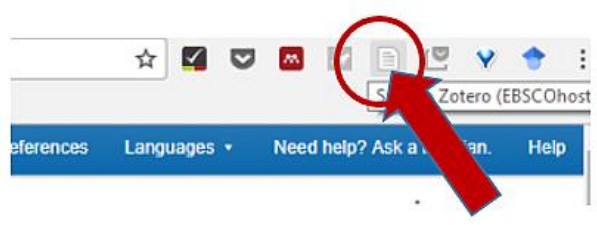


Click & Save

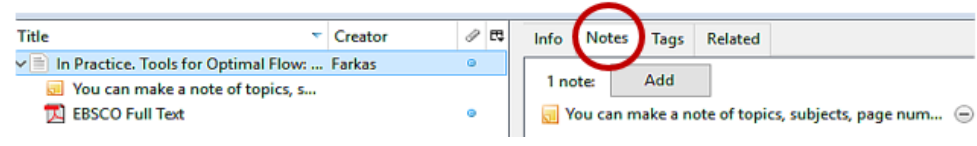


Articles: The records from many online academic articles link in extremely well to your Zotero library.

Once you have found an article you are interested in referring back to later, just click on the Zotero browser plug in icon, and you will see that article saved into your Zotero library.

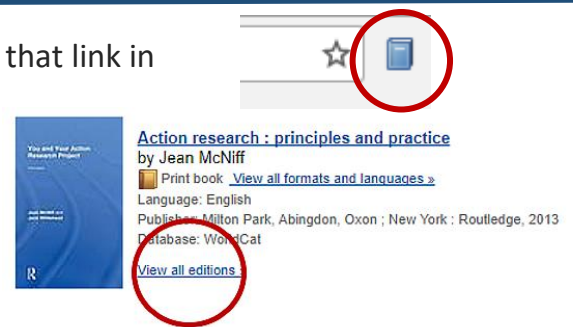


Make a Note: You can click on the notes tab to make a note of topics, subjects, page numbers or quotes to refer back to later.

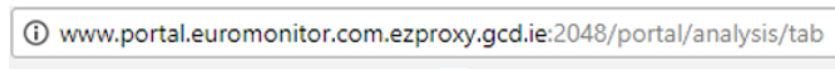


Books: www.worldcat.org has excellent metadata records that link in well with Zotero.

Click on View all editions to be sure you are getting the record for the correct book. Once you see the Zotero icon change to a book image, click to save to your library.

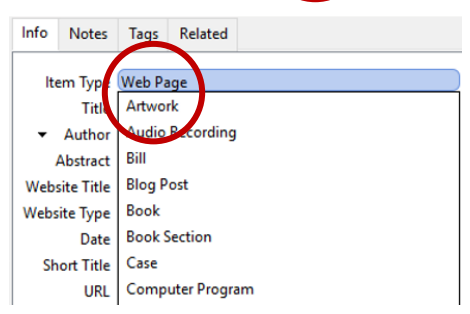
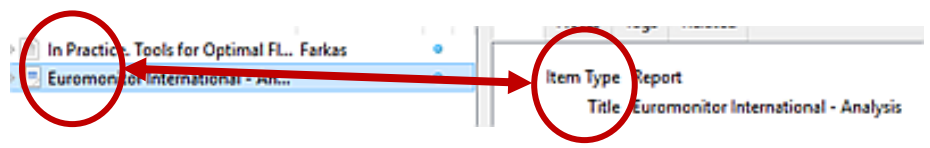


Websites & Online Reports: Zotero can tell if you are looking at a website and will save that record accordingly.



At times, however, you may wish to change that record type, to an online report for example. Simply click on the item type and select the most appropriate option.

In this example the item type has been changed to **Report**



Blank records: You can add a blank Zotero item that you fill out manually and add your own information to later.

